

UNCLASSIFIED



Bomb Maneuvering Prediction for Mine Breaching

Dr. Peter C. Chu and LT Greg Ray

Naval Postgraduate School

Peter Fleischer

Naval Oceanographic Office

Paul Gefken, SRI

Sponsored by CNMOC MIW Directory



ONR Coastal Engineering

*Seventh International Symposium on Technology and the Mine Problem, NPS,
Monterey, CA 93943, May 2-4, 2006*

UNCLASSIFIED

Bomb Strike for Mine Clearance

ONR JDAM Assault Breaching System (JABS)



References

- Chu, P.C. and C. Fan, 2004: Three dimensional rigid body impact burial prediction model. **Advances in Fluid Mechanics**, 6, 43-52.
- Chu, P.C., and C.W. Fan, 3D rigid body impact burial prediction model. **Advances in Mechanics**, 5, 43-52, 2004.
- Chu, P.C., C.W. Fan, A. D. Evans, and A. Gilles, 2004: Triple coordinate transforms for prediction of falling cylinder through the water column. **Journal of Applied Mechanics**, 71, 292-298.
- Chu, P.C., A. Gilles, and C.W. Fan, 2005: Experiment of falling cylinder through the water column. **Experimental and Thermal Fluid Sciences**, 29, 555-568.
- Chu, P.C., and C.W. Fan, 2005: Pseudo-cylinder parameterization for mine impact burial prediction. **Journal of Fluids Engineering**, 127, 1515-1520.

References

- Chu, P.C., and C.W. Fan, 2006: Prediction of falling cylinder through air-water-sediment columns. **Journal of Applied Mechanics**, 73, 300-314.
- Chu, P.C., G. Ray, and C.W. Fan, 2006: Prediction of High Speed Rigid Body Maneuvering in Air-Water-Sediment Columns, **Advances in Fluid Mechanics**, 7, 123-132.
- Chu, P.C., and C.W. Fan, 2007: Mine impact burial model (IMPACT35) verification and improvement using sediment bearing factor method. **IEEE Journal of Oceanic Engineering**, in press.
- Chu, P.C., 2007: Mine impact burial prediction from one to three dimensions. **IEEE Journal of Oceanic Engineering**, in press.

References

- Chu, P.C., A. Evans, T. Gilles, T. Smith, V. Taber, Development of Navy's 3D mine impact burial prediction model (IMPACT35), Sixth Monterey International Symposium on Technology and Mine Problems, NPS, Monterey, California, May 10-14, 2004.
- Chu, P.C., G. Ray, P. Fleischer, and P. Gefken, Development of three dimensional bomb maneuvering model, DVD-ROM (10 pages). Seventh Monterey International Symposium on Technology and Mine Problems, NPS, Monterey, California, May 1-4, 2006.
- Chu, P.C., C. Allen, and P. Fleischer, Non-cylindrical mine impact experiment, DVD-ROM (10 pages). Seventh Monterey International Symposium on Technology and Mine Problems, NPS, Monterey, California, May 1-4, 2006.

SRI Bomb Trajectory Experiment

- SRI International performed an experimental research program in which 1/12-scale high fidelity Mk84 bombs were launched into a deep-water pool at velocities of up to about 1000 ft/s.
- Using two underwater high-speed video cameras, they determined the underwater trajectory of the Mk84 bombs for a nominal vertical entry and for different possible tail configurations included a complete warhead section with (1) a tail section and four fins, (2) a tail section and two fins, (3) a tail section and no fins, and (4) no tail section.

SRI Experimental Data (Two-Dimensional, 12 Sets)

- With a Tail Section: → COM location only, no orientation data
 - No Fin: Test-16, -17, -18
 - 2 Fins: Test-10, -11, -19
 - 4 Fins: Test-2, -3, -4.
- With a Tail Section → COM location and Orientation
 - Test-13, -14, -15
 - Only the three sets of data are used for STRIKE35 development and Verification

Model-Data Inter-Comparison STRIKE35 vs SRI Experiment (Test 13)



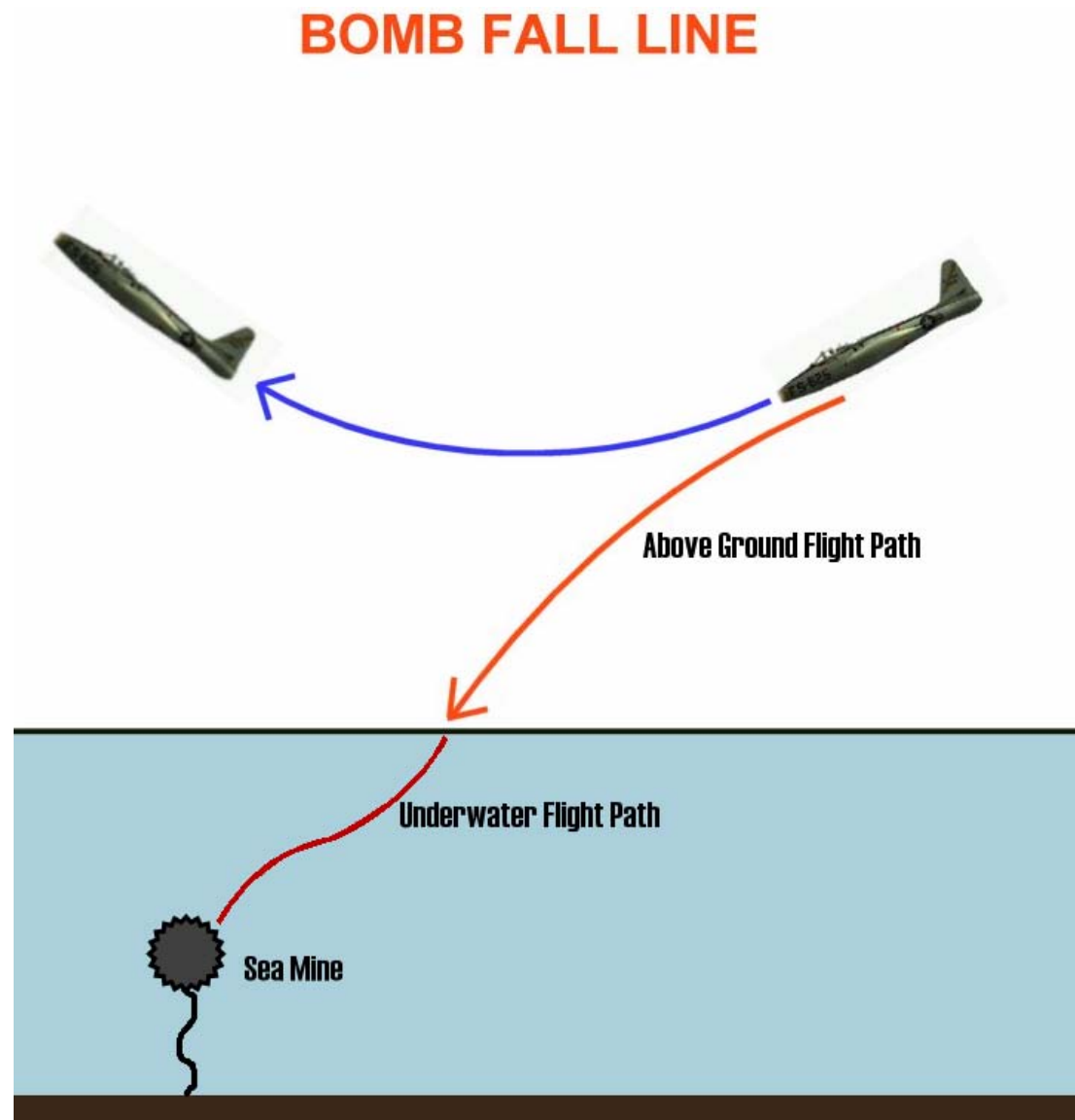
Model-Data Inter-Comparison STRIKE35 vs SRI Experiment (Test 14)



Model-Data Inter-Comparison STRIKE35 vs SRI Experiment (Test 15)



Prediction of Bomb Maneuvering Trajectory



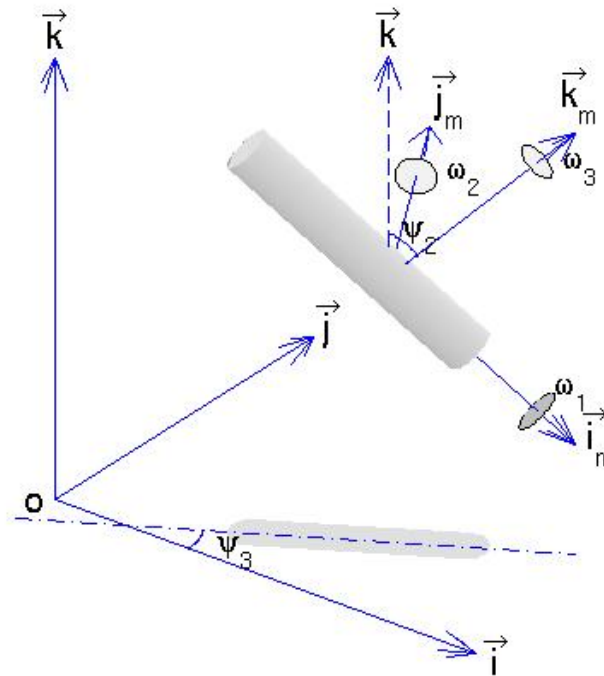
3D Bomb Maneuvering Model (STRIKE35)

- Triple Coordinate Systems
- Momentum Equations
- Moment of Momentum Equations
- Parameterization of Hydrodynamic Forces and Torques on Bomb
 - Supercavitation
 - Bubble Dynamics

Triple Coordinate Transform

- Earth-fixed coordinate (E-coordinate)
- Bomb's main-axis following coordinate (M-coordinate)
- Hydrodynamic force following coordinate (F-coordinate).

E and M Coordinate Systems



$$\mathbf{j}_M = \mathbf{k} \times \mathbf{i}_M, \quad \mathbf{k}_M = \mathbf{i}_M \times \mathbf{j}_M$$

E-Coordinate, $F_E(\mathbf{O}, \mathbf{i}, \mathbf{j}, \mathbf{k})$

- COM Position: $\mathbf{X} = x\mathbf{i} + y\mathbf{j} + z\mathbf{k}$,
- Translation velocity:

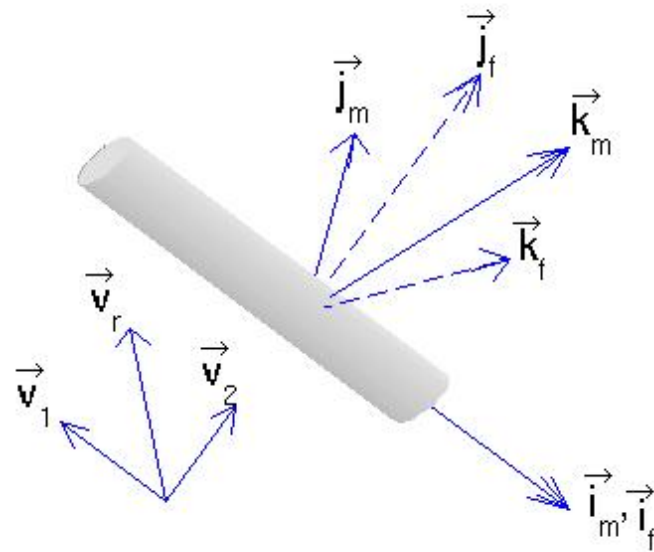
$$d\mathbf{X}/dt = \mathbf{V}, \quad \mathbf{V} = (u, v, w)$$

Transform Between E- and M- Coordinate Systems

$${}^E_M \mathbf{R}(\psi_2, \psi_3) \equiv \begin{bmatrix} r_{11} & r_{12} & r_{13} \\ r_{21} & r_{22} & r_{23} \\ r_{31} & r_{32} & r_{33} \end{bmatrix} :$$

$$= \begin{bmatrix} \cos \psi_3 & -\sin \psi_3 & 0 \\ \sin \psi_3 & \cos \psi_3 & 0 \\ 0 & 0 & 1 \end{bmatrix} \begin{bmatrix} \cos \psi_2 & 0 & \sin \psi_2 \\ 0 & 1 & 0 \\ -\sin \psi_2 & 0 & \cos \psi_2 \end{bmatrix},$$

F-Coordinate System



E- and F-Coordinate Transform

$$\mathbf{i}_F = \mathbf{i}_M = \begin{bmatrix} r_{11} \\ r_{21} \\ r_{31} \end{bmatrix}, \quad \mathbf{j}_F = \mathbf{V}_2 / |\mathbf{V}_2|, \quad \mathbf{k}_F = \mathbf{i}_F \times \mathbf{j}_F.$$

$${}^E_F \mathbf{R}(\psi_2, \psi_3, \phi_{MF}) \equiv \begin{bmatrix} r_{11} & r_{12} & r_{13} \\ r_{21} & r_{22} & r_{23} \\ r_{31} & r_{32} & r_{33} \end{bmatrix},$$

Momentum Equation in E-Coordinate System

$$\frac{d}{dt} \begin{bmatrix} u \\ v \\ w \end{bmatrix} = \begin{bmatrix} 0 \\ 0 \\ g(\rho_w / \rho - 1) \end{bmatrix} + \frac{\rho_w}{\rho} \frac{DV_w}{Dt} + \frac{1}{\rho \Pi} (\mathbf{F}_h + \mathbf{F}_v),$$

\mathbf{F}_h is hydrodynamic force (drag, lift)

\mathbf{F}_v is the bubble force (drag, lift)

Moment of Momentum Equation in M-Coordinate System

$$\mathbf{J} \cdot \frac{d\boldsymbol{\omega}}{dt} = \mathbf{M}_w + \mathbf{M}_b + \mathbf{M}_h + \mathbf{M}_v,$$

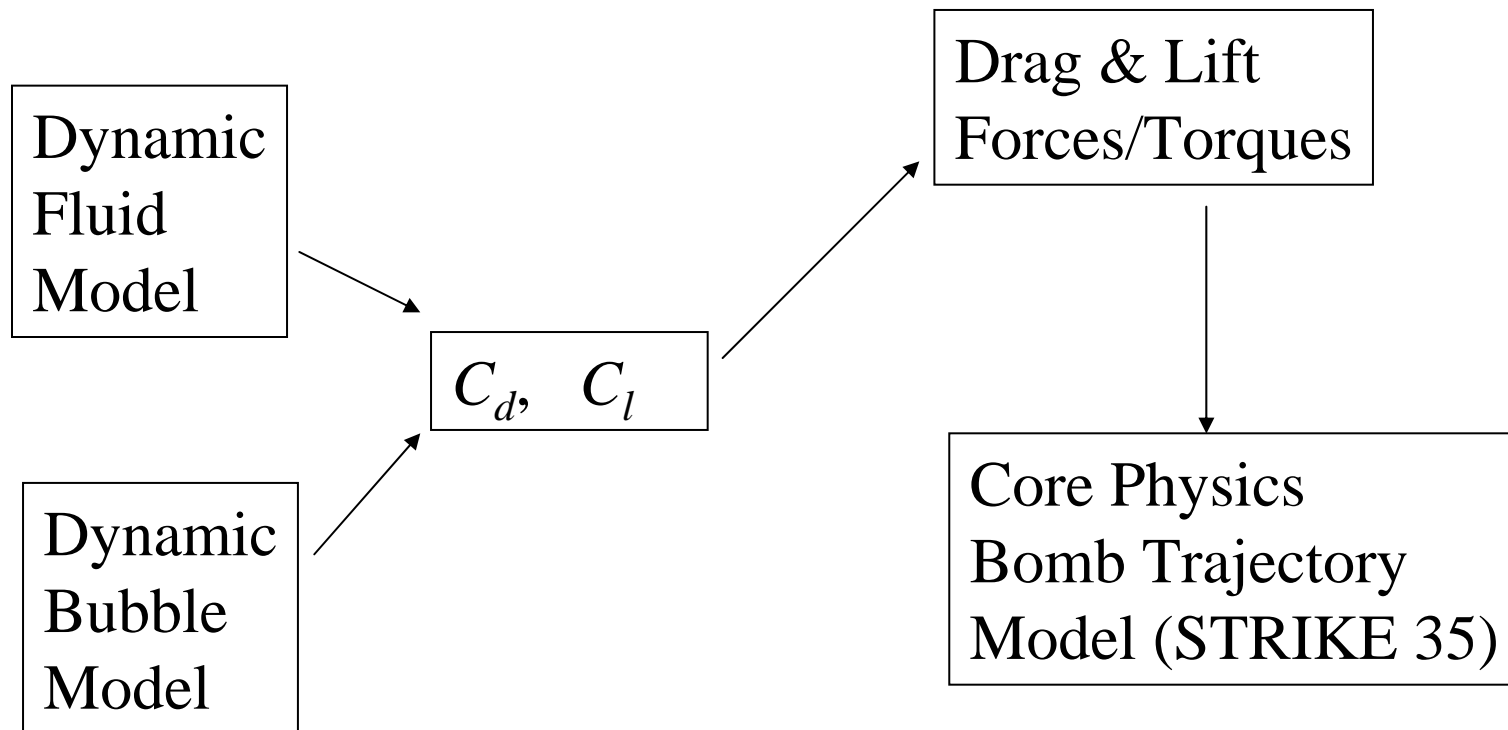
Inertial terms are small

M-Coordinate

The moment of gyration tensor for the axially Symmetric cylinder is a diagonal matrix

$$\mathbf{J} = \begin{bmatrix} J_1 & 0 & 0 \\ 0 & J_2 & 0 \\ 0 & 0 & J_3 \end{bmatrix},$$

Bomb Trajectory Modeling

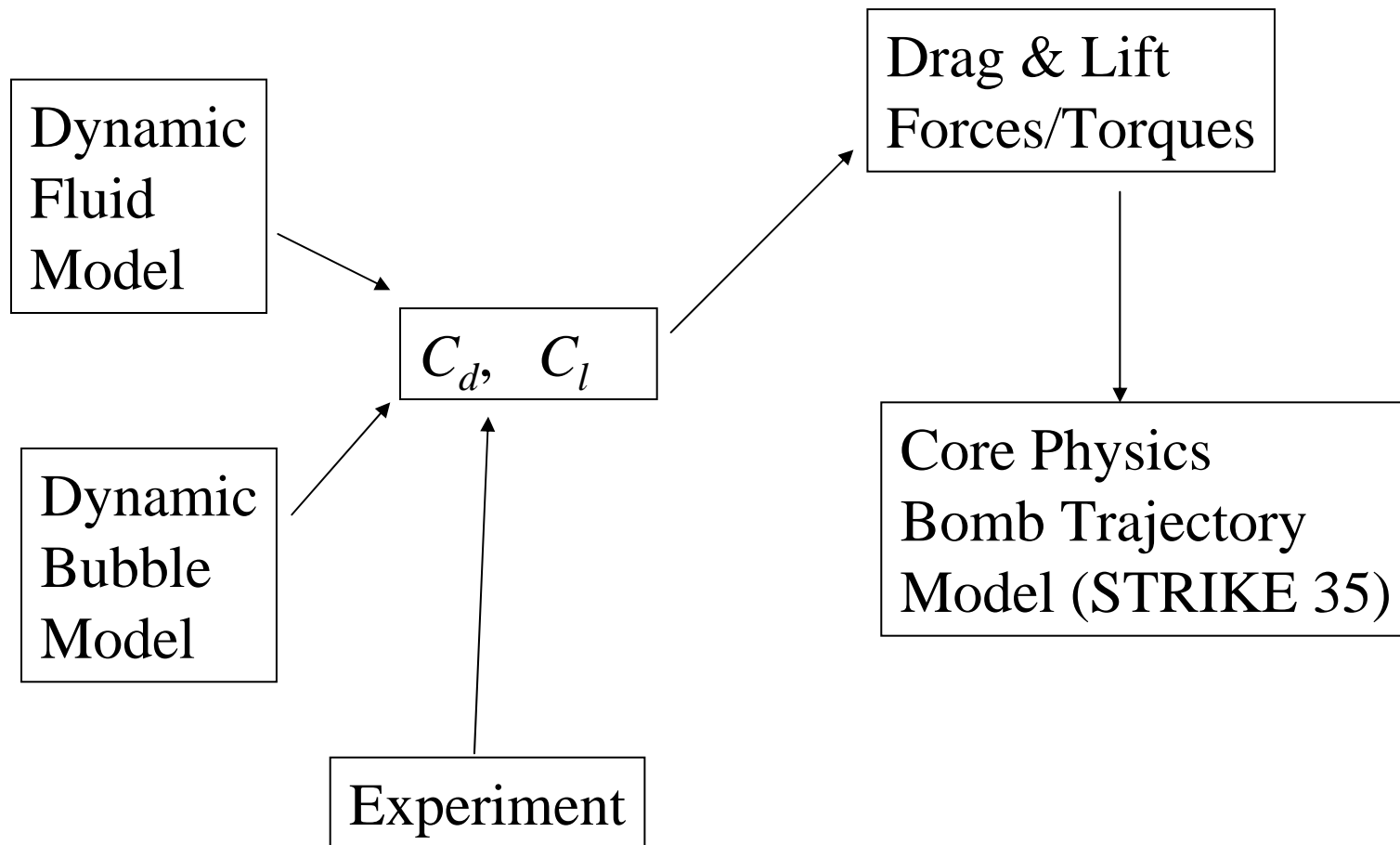


There is no existing formulae for calculating C_d and C_l for MK-84 Bomb.

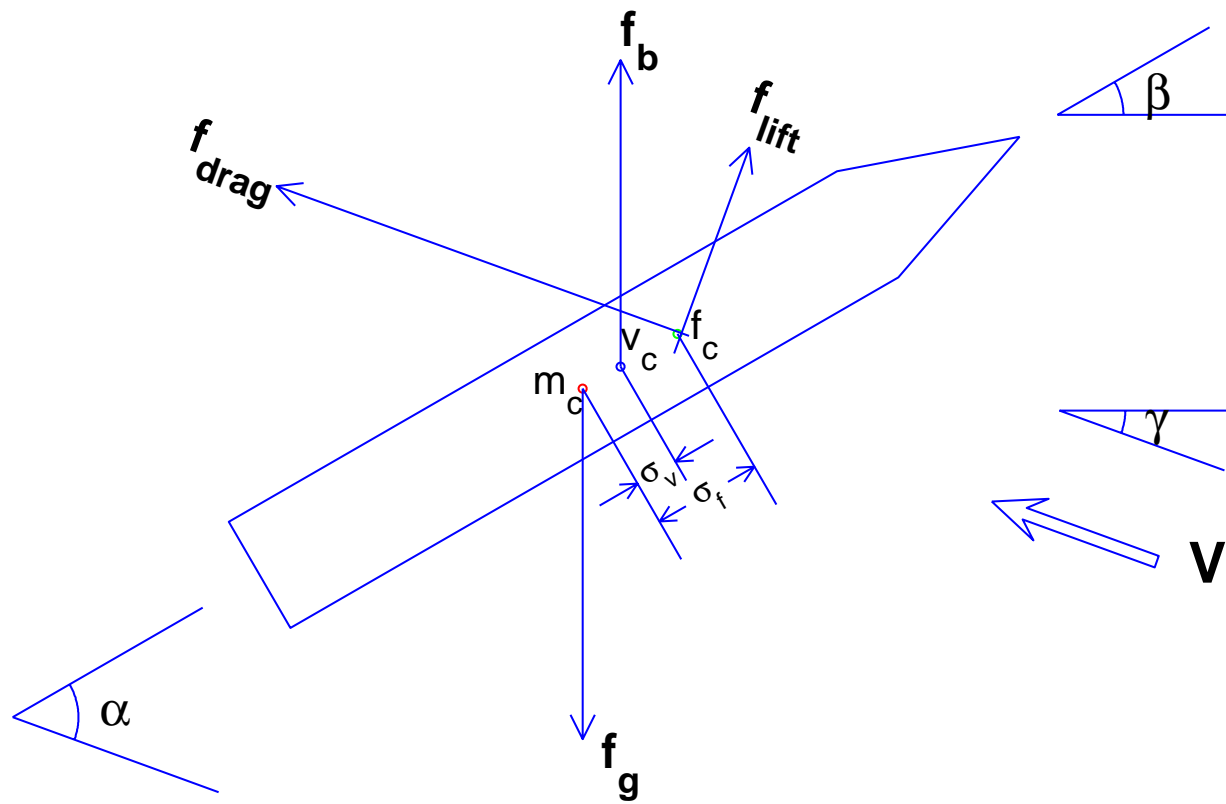
Two-Step Modeling

- (1) Determine drag and lift coefficients for a particular bomb (usually from experiments)
- (2) Predict bomb trajectory using stand-alone bomb strike model (STRIKE-35) with the known drag and lift coefficients.

STRIKE 35 Modeling



Dynamical Determination of Drag/Lift Coefficients



β : bomb elevation angle γ : bomb velocity angle

$\alpha = \beta - \gamma$: attack angle \mathbf{f}_g : Gravity

\mathbf{V} : water velocity relative to Bomb

m_c : center of mass v_c : center of volume

f_c : center of drag and lift forces

\mathbf{f}_{drag} : drag force \mathbf{f}_{lift} : lift force \mathbf{f}_b : buoyancy force

σ_f : the distance between m_c and f_c

σ_v : the distance between m_c and v_c

Theoretical Base

$$m \frac{d\mathbf{v}}{dt} = (\rho\Pi - m) g \mathbf{k} + f_{drag} \mathbf{e}_d + f_{lift} \mathbf{e}_l$$

$$\mathbf{I} \cdot \frac{d\boldsymbol{\Omega}}{dt} = \mathbf{r}_v \times \mathbf{f}_b + \mathbf{r}_f \times (\mathbf{f}_{drag} + \mathbf{f}_{lift}) + \mathbf{M}_r$$

Here, \mathbf{v} is the translation velocity of COM,
 $\boldsymbol{\Omega}$ is the angular velocity.

Determination of C_d and C_L from Experimental Data

$$C_d = \frac{(\rho\Pi - m) g \mathbf{k} \cdot \mathbf{e}_d - m d\mathbf{v} / dt \cdot \mathbf{e}_d}{\frac{1}{2} \rho D L V^2}$$

$$C_l = \frac{(\rho\Pi - m) g \mathbf{k} \cdot \mathbf{e}_l - m d\mathbf{v} / dt \cdot \mathbf{e}_l}{\frac{1}{2} \rho D L V^2}$$

Analytical Formulae for (C_d, C_l) Using Three Sets of SRI MK-84 Data without Tail

$$C_d = \begin{cases} 8 \sin(2\alpha) \left(\frac{\text{Re}_{ref}}{\text{Re}} \right)^2 + 0.02 & \text{if } \sin(2\alpha) \geq 0 \text{ and } \text{Re} \geq \text{Re}_{ref} \\ 0.34 |\sin(2\alpha)| \left(\frac{\text{Re}_{ref}}{\text{Re}} \right) + 0.02 & \textit{otherwise} \end{cases}$$

$$C_l = \begin{cases} 2.5 \sin(2\alpha) \min \left[\left(\frac{\text{Re}}{\text{Re}_{ref}} \right)^{1.2}, \left(\frac{\text{Re}_{ref}}{\text{Re}} \right)^{1.2} \right] & \text{if } \sin(2\alpha) \geq 0 \\ 0.16 \sin(2\alpha) & \text{if } \sin(2\alpha) < 0 \end{cases}$$

$$\text{Re}_{ref} = 1.51 \times 10^7$$

Determination of Center of Hydrodynamic Force from Experimental Data

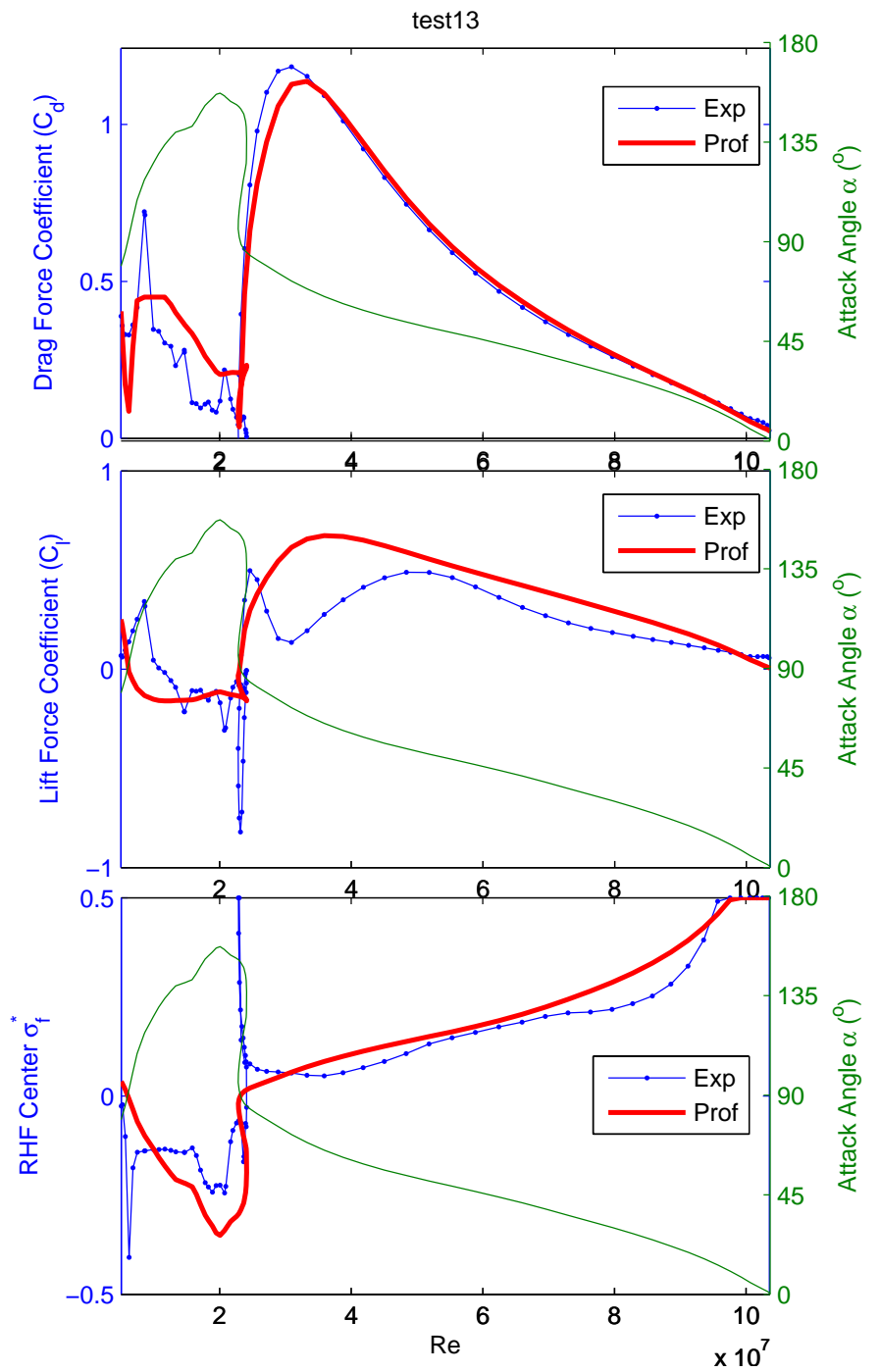
$$\sigma_f^* = \frac{\sigma_f - \sigma_v}{L}$$

$$\sigma_f^* L = \frac{\left[\mathbf{I} \cdot \left(\frac{d\Omega}{dt} \mathbf{e}_r + \Omega \frac{d\mathbf{e}_r}{dt} \right) \cdot \mathbf{e}_r - \sigma_v (\mathbf{e}_b \times \mathbf{f}_b) \cdot \mathbf{e}_r + \frac{1}{2} C_f \rho D L \left(\frac{L^2 V_r}{6} + \frac{L^2 |\Omega \sigma_v|}{8} + 2V_r \sigma_v^2 + \frac{|\Omega \sigma_v^3|}{2} \right) \right] \Omega}{\mathbf{e}_b \times \left(\frac{1}{2} C_d \rho D L V^2 \mathbf{e}_d + \frac{1}{2} C_l \rho D L V^2 \mathbf{e}_l \right) \cdot \mathbf{e}_r} - \sigma_v$$

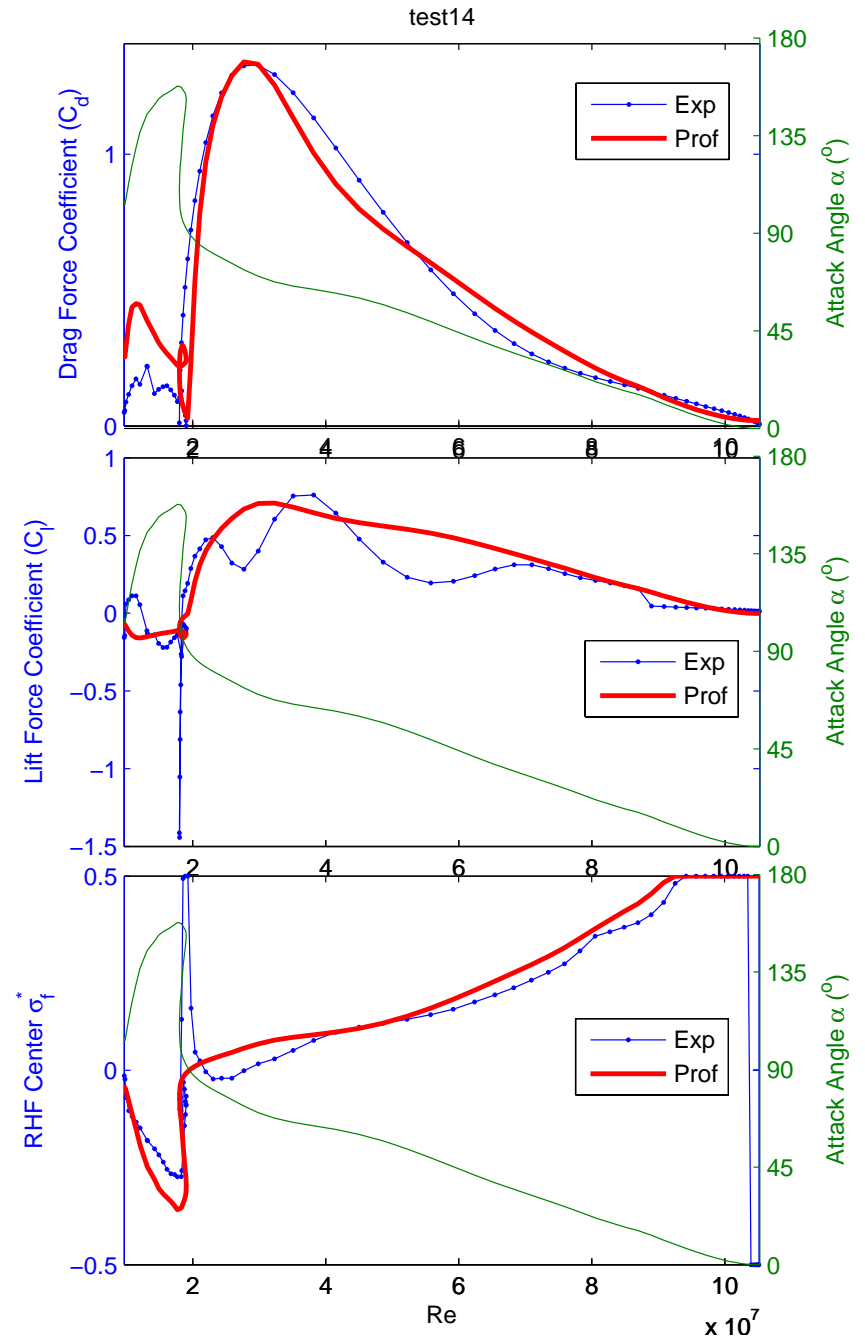
Analytical Formulae for σ_f^* Using Three Sets of SRI MK-84 Data without Tail

$$\sigma_f^* = \frac{\sigma_f - \sigma_v}{L} = \frac{1}{8} \sinh \left(\frac{3}{2} \left(\frac{\pi}{2} - \alpha \right) \right) \quad \text{and} \quad -\frac{1}{2} \leq \frac{\sigma_f^*}{L} \leq \frac{1}{2}$$

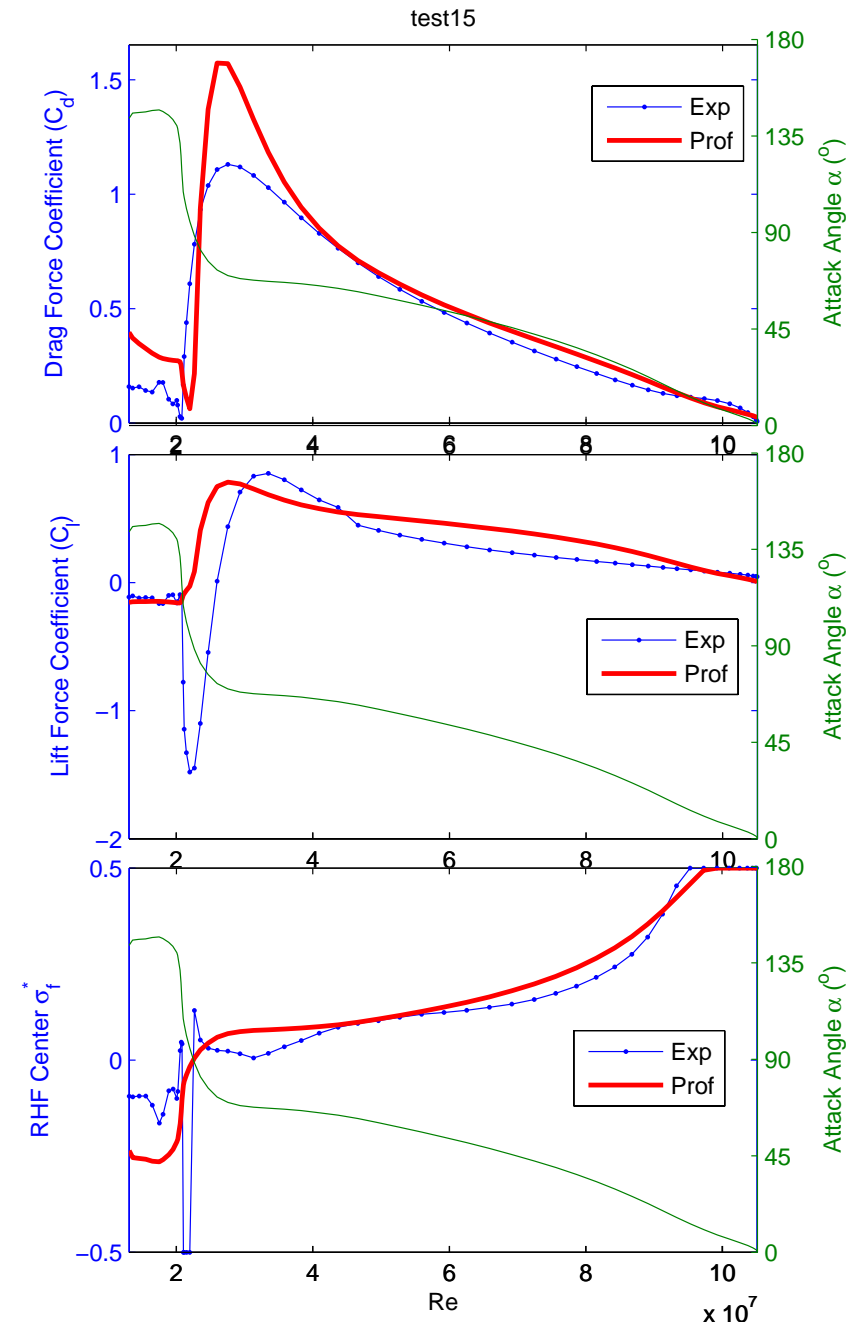
- Test-13
- C_d , C_l , σ_f^*



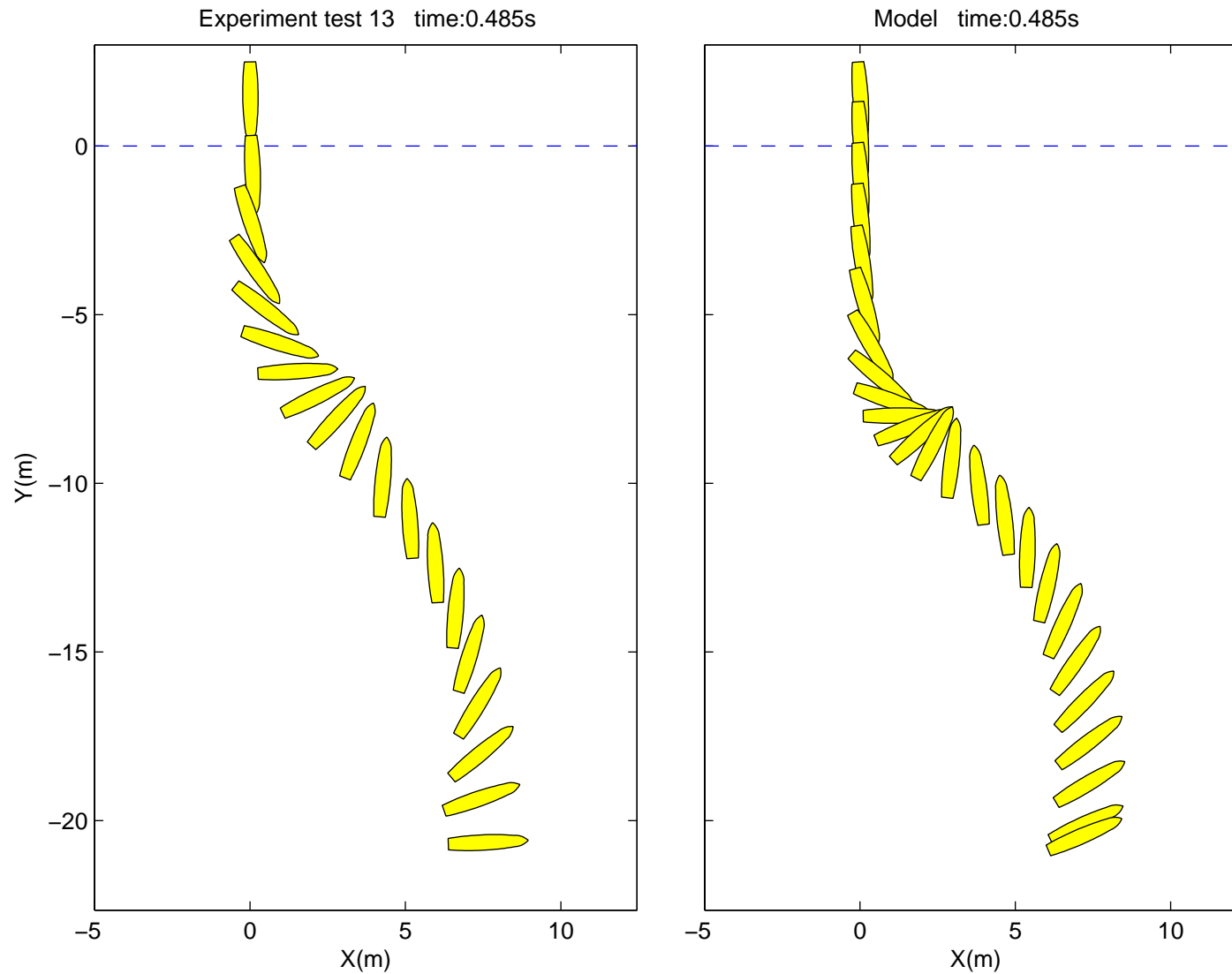
- Test-14
- C_d , C_l , σ_f^*



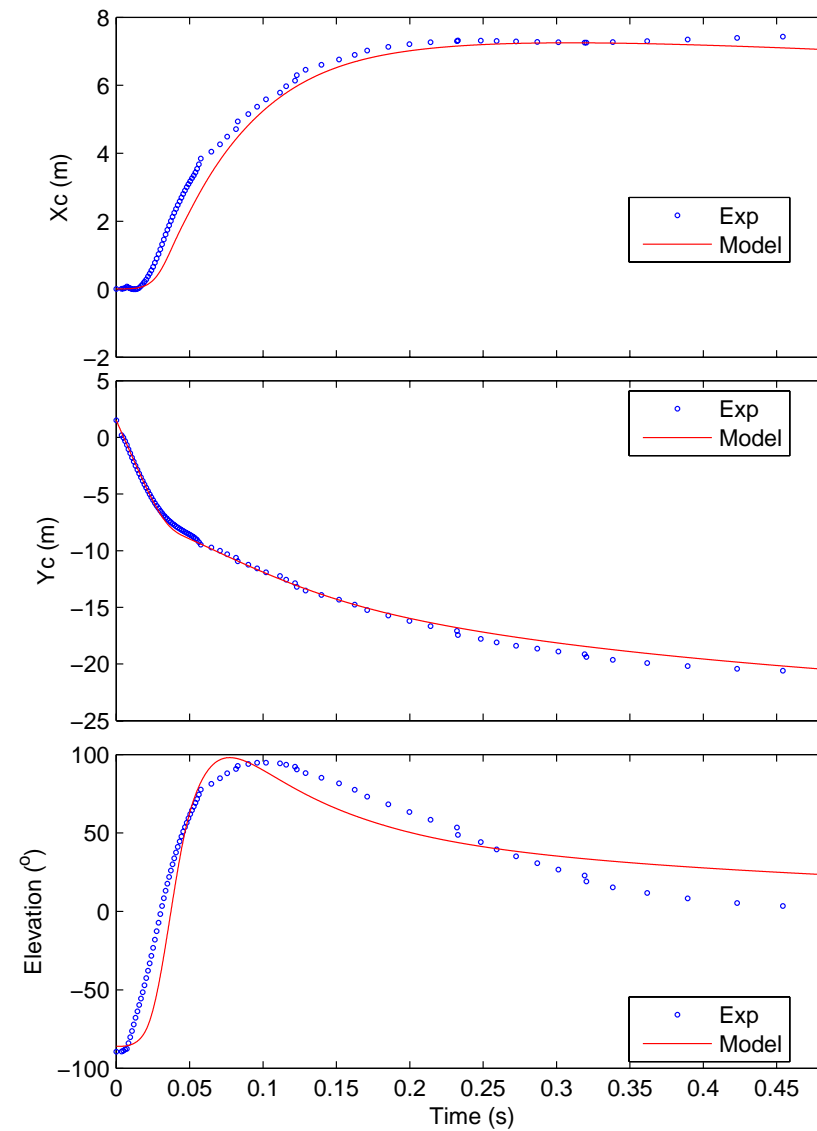
- Test-15
- C_d , C_l , σ_f^*



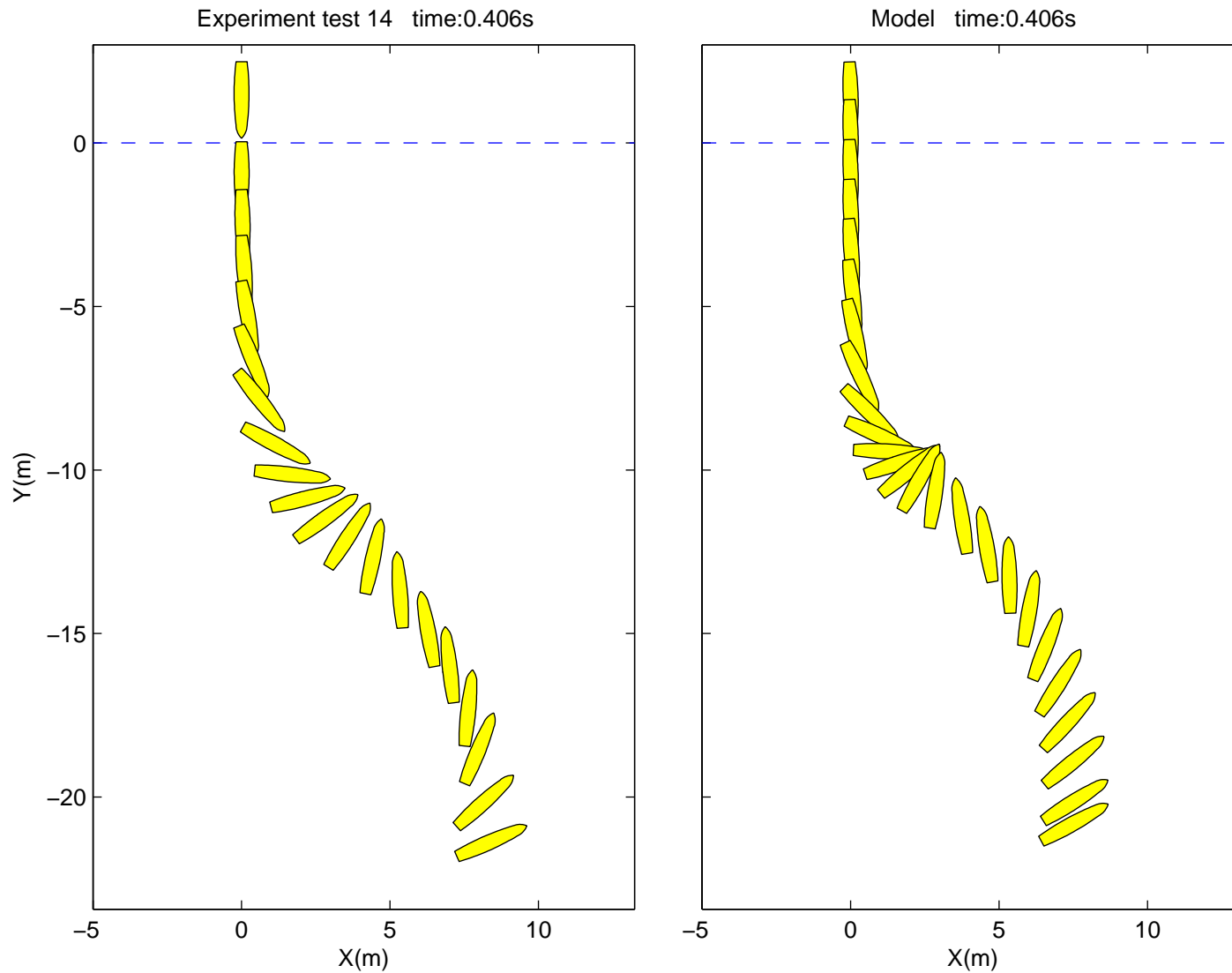
STRIKE35 and SRI Data Inter-Comparison Test-13



STRIKE35 and SRI Data Inter-Comparison Test-13

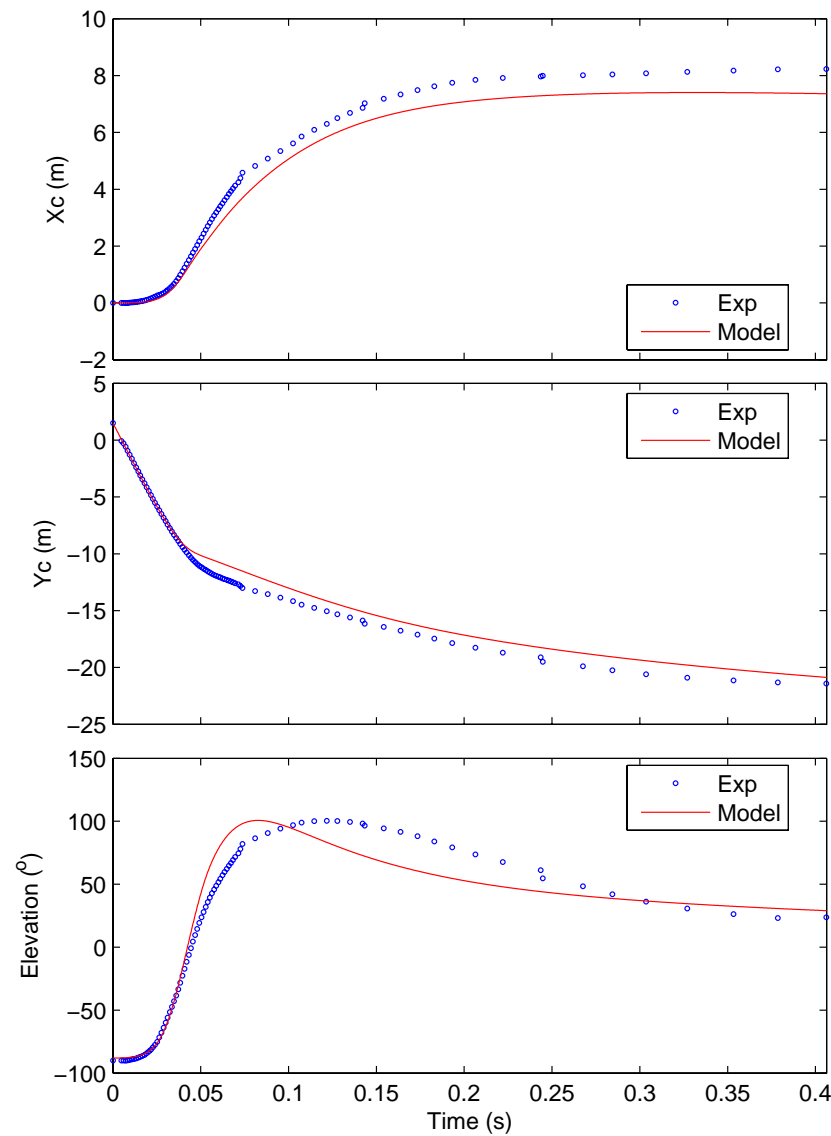


STRIKE35 and SRI Data Inter-Comparison Test-14

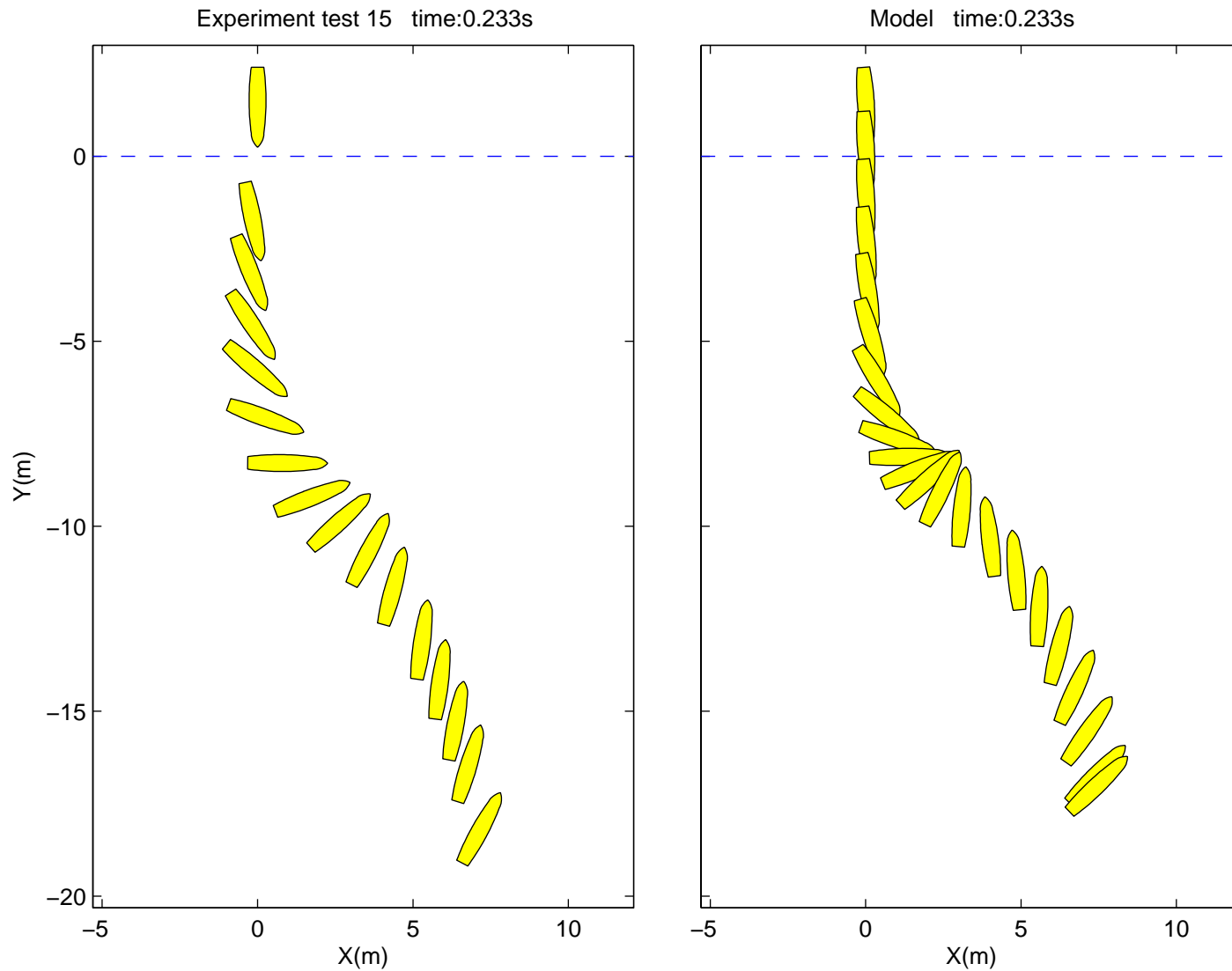


STRIKE35 and SRI Data Inter-Comparison

Test-14

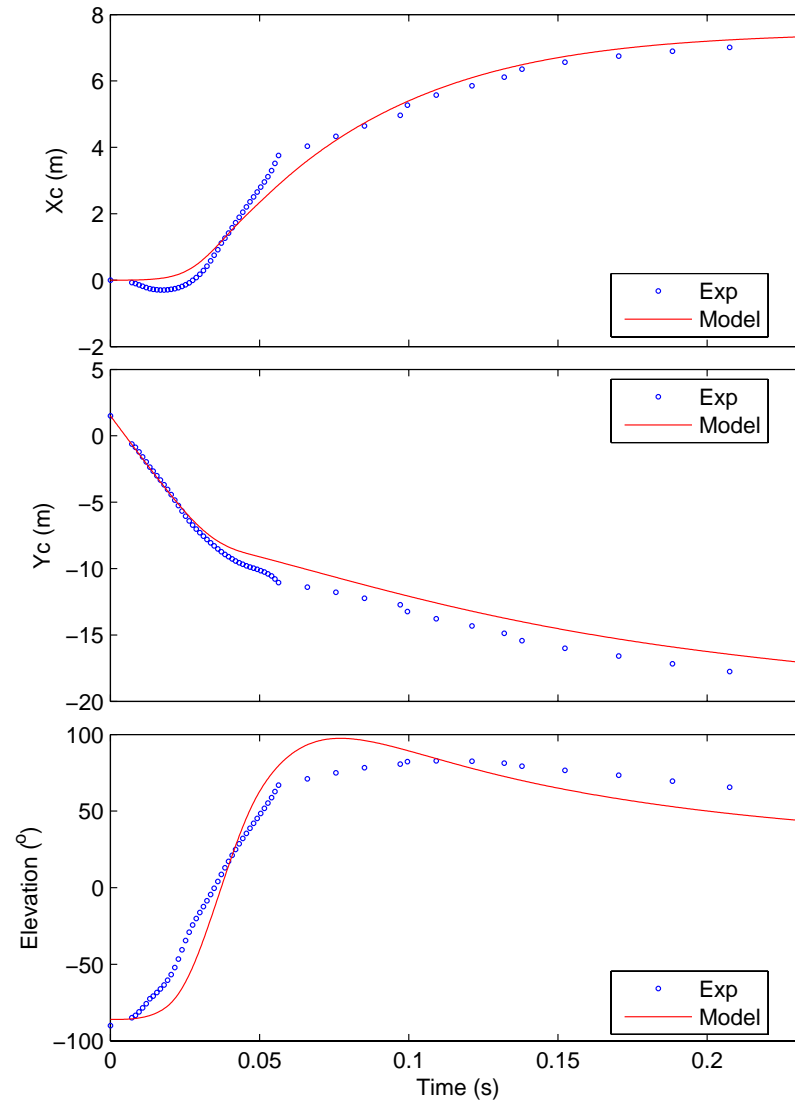


STRIKE35 and SRI Data Inter-Comparison Test-15



STRIKE35 and SRI Data Inter-Comparison

Test-15



Conclusions

- (1) STIRKE-35 has capability to predict bomb trajectory.
- (2) A key issue for the prediction is the determination of drag and lift coefficients (C_d , C_l) for a particular bomb.
- (3) Bomb trajectory experiment is needed for determining (C_d , C_l).