

Thesis Topics – Prof. Jenn

A. Distributed Digital Arrays With Wireless Beamforming

1. Signal processing, beamforming and calibration (several students)


- a. Array beamforming:
 - i. Define requirements, preliminary design
 - ii. Develop beam search and tracking algorithms and test (probably in Matlab)
 - iii. Migrate to National Instruments hardware and Labview
 - iv. Test (TBD)
- b. Calibration and correction techniques
 - i. Tolerance study for array and its components
 - ii. Explore calibration and correction techniques that can be applied in the processing stage
 - iii. Test (TBD)
- c. Demodulation and processing
 - i. Extract modulation (FM, QPSK, pulse train, etc.) depending on application
 - ii. Integration, matched filtering, etc. and other processing gains
 - iii. Simulate and test (TBD)

2. Timing and phase synchronization techniques

- a. Compare “beacon” vs. phased locked loop
- b. Study RF pulse train for use in timing and synchronization
- c. Define circuits; simulate in Matlab/Simulink
- d. Apply to current NI hardware and LabView

3. Networking for Wireless Beamforming (several students)


- a. Study data transfer requirements (communications vs. radar)
- b. Network configuration for wireless beamforming (likely time division duplex, TDD)
- c. Simulate to determine hardware requirements
- d. How do we reduce the amount of data sent between T/R modules and master controller? Distributed data processing at the T/R module to reduce data transfer



Two element test array for wireless beamforming

B. Aperature Design (US only)

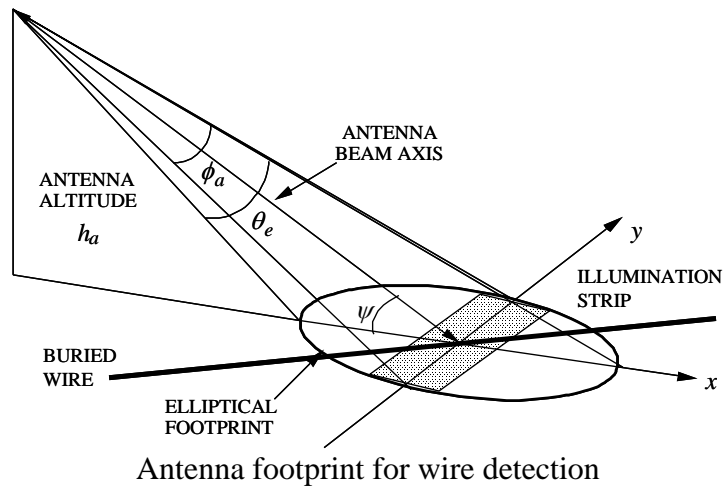
- Model imbedded phased array elements with Microwave Studio
- Model frequency selective surfaces with Microwave Studio
- Combine the array and FSS (tune the combination)
- Prototype selected pieces (time permitting)
- Test and measurement (time permitting)



Integrated deckhouse antenna (left) and array panel modeled with FSS (right)

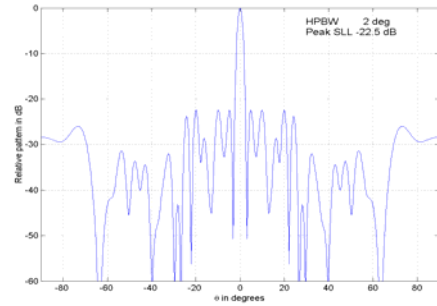
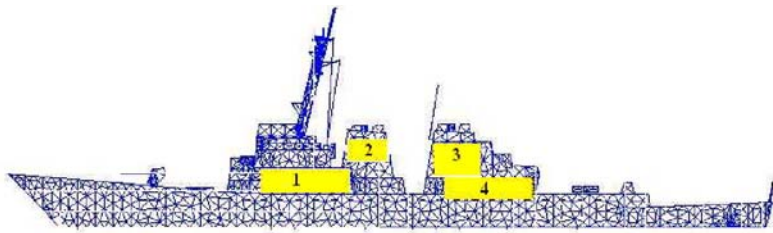
C. Radar for Buried IED Command Wire Detection

- System requirements
- Model ground clutter
- Model wire scattering
- System level study with tradeoffs (i.e., radar range equation)
- Processing to improve SNR, probability of detection



D. Subarraying Techniques for Large Phased Arrays


- Model large arrays on ships with various subarray arrangements (CG(X) and DD(X) type ships)
 - radiation patterns (grating/quantization lobes)
 - radar cross section (Bragg lobes)
- Techniques to mitigate quantization effects
- Two-way pattern design for radar applications



Distributed arrays on an AEGIS cruiser (left) and two-way pattern (right)

E. UAV Tracking Array Development and Testing

- a. Review requirements (SOCOM)
- b. Model digital tracking array system (Matlab)
 - i. use actual hardware parameters
 - ii. verify design
- c. Beamforming, acquisition, tracking and demodulation software
- d. Hardware integration (National Instruments)
- e. Test (time permitting)
 - iii. bench test
 - iv. anechoic chamber pattern tests
 - v. field test at Camp Roberts



Prototype tracking array

F. Doppler Effects on Phased Arrays

- a. Review Doppler effects on phased arrays and apply analysis to extended distributed arrays
- b. Perform an analysis to determine if inverse Doppler occurs for phased arrays
- c. Investigate displaced phase center arrays (advantages and limitations)